

Outcome: All people in Newry, Mourne and Down live in respectful, safe and vibrant communities

Indicator: Level of Social Capital

Humans are social creatures. The frequency of their contacts with others and the quality of their personal relationships are crucial determinants of well-being. People get pleasure from spending time with others. Furthermore, social networks can provide material and emotional support in times of need, as well as providing access to jobs and other opportunities. The nature of social interactions also has wider implications beyond the immediate social circle, impacting levels of trust [building Good Relations] within their community, which is an important driver of other outcomes including democratic participation, crime and health. (OECD, 2001)

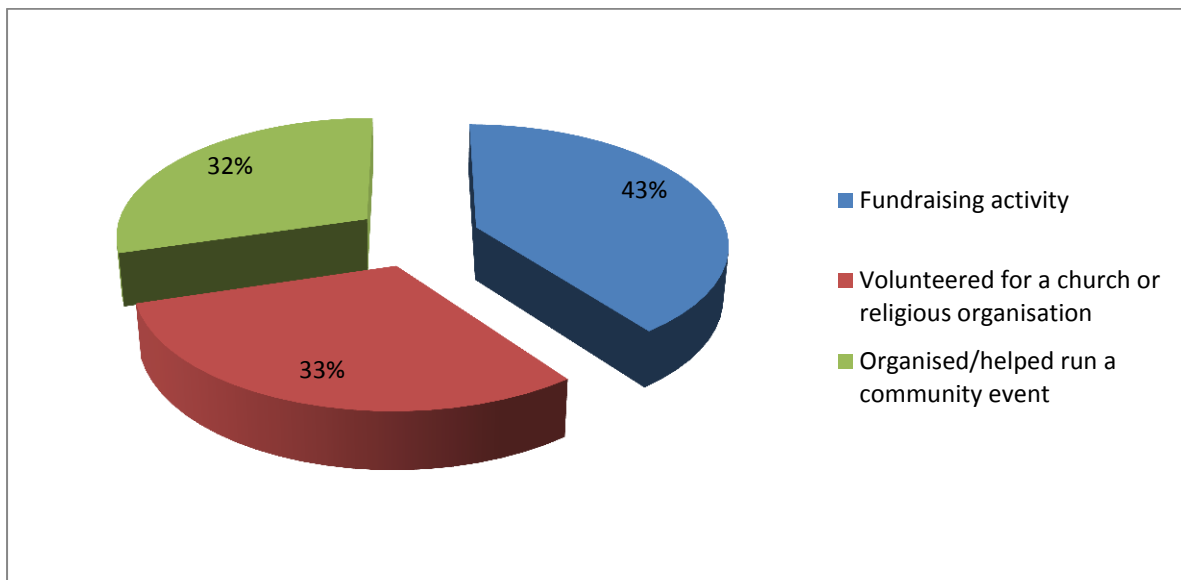
Measures: Level of Volunteering
Level of community networks / infrastructure

Level of Volunteering – Volunteering in Northern Ireland Research Report (2016)

Although this current piece of research is at Northern Ireland level I thought it would be useful to include some key findings from it as a starting point for this measure. The survey was carried out on a systematic random sample of 2,200 addresses across Northern Ireland.

The key findings were that of those sampled, 32% indicated that they had carried out voluntary work within the past year.

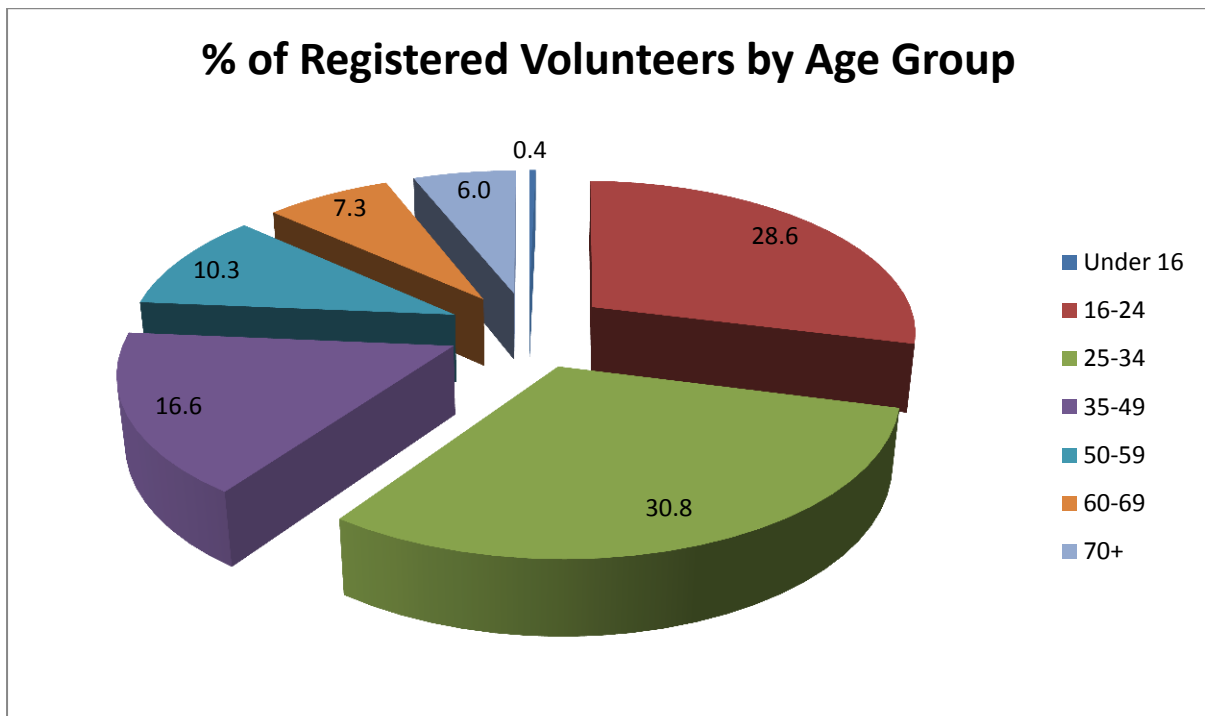
Of those respondents that had volunteered, the type of volunteering was broken down as follows:



Sourcing lower geographical level data on volunteering is difficult as the data on NISRA is at HSCT level only.

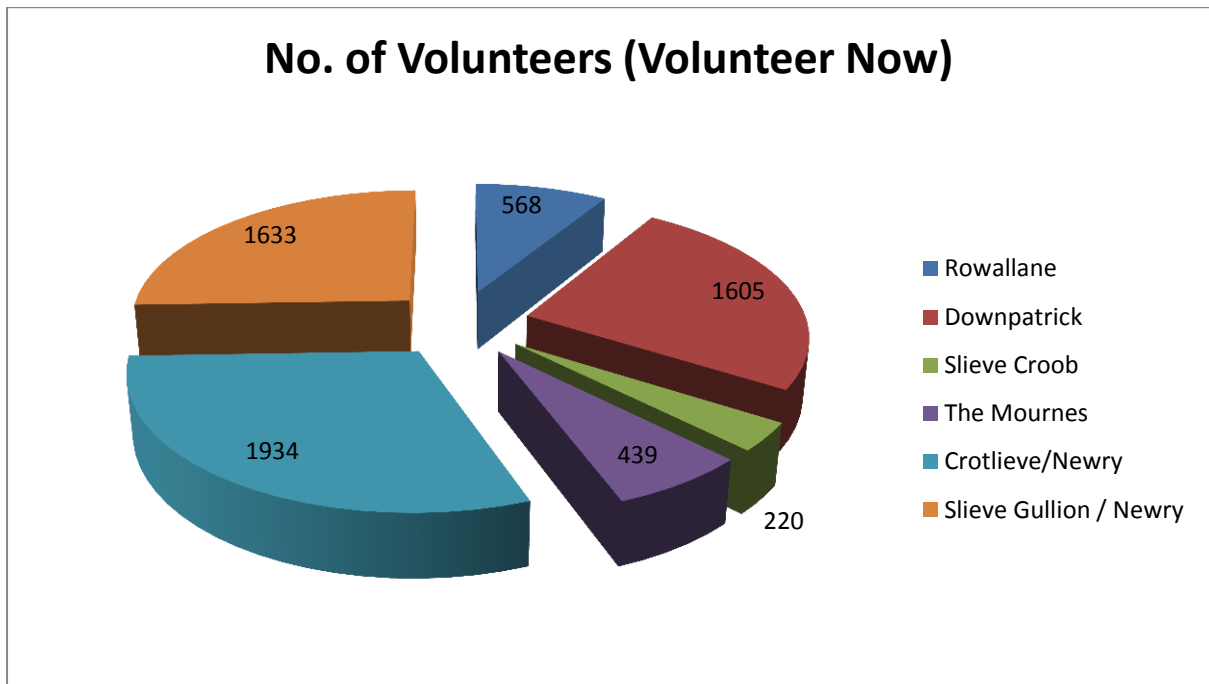
We do however have information from Volunteer Now at district and DEA level indicating that up to November 2016 there were a total of 6,399 volunteers registered with them across our district.

This figure has been broken down by age group and is displayed as a percentage in the chart below:



We can see that the largest group of registered volunteers to Volunteer Now is that of the 25-34 year olds with 30.8% with the smallest group being those aged Under 16.

At DEA level the number of registered volunteers with Volunteer Now is displayed in the chart below.



These figures are only a rough guide to the breakdown at DEA level as the data was provided at BT24, BT30, BT31, BT33, BT34 and BT35 and the numbers put into each DEA based on that but there is some overlap between BT codes so the figures are only an estimation.

Level of community networks / infrastructure

A count of community and voluntary groups located across our district was undertaken last year to see the wealth and breathe of community networks and infrastructure across our district. There were over 800 groups identified, not including sports groups and organisations.

These groups are mapped across the district and are displayed in the map below:

