

**Outcome: All people in Newry, Mourne and Down live in respectful, safe and vibrant communities**

**Indicator:**

**Level of Social Connections**

Humans are social creatures. The frequency of their contacts with others and the quality of their personal relationships are crucial determinants of well-being. People get pleasure from spending time with others. Furthermore, social networks can provide material and emotional support in times of need, as well as providing access to jobs and other opportunities. The Nature of social interactions also has wider implications beyond the immediate social circle, impacting levels of trust (Building Good Relations) within their community, which is important driver of other outcomes including democratic participation, crime and health.

**Measures:**

Contact with Others

Social Network Support

Level of Attitudinal Change (via Peace IV)

## Contact with Others – Good Morning Programme (PCSP)

The Good Morning Programme run by PCSP is a confidential telephone call, daily or weekly, from a Good Morning volunteer to check on the health and wellbeing of an older person within our district and provide guidance and support to assist living independently and safer in their own homes and to alleviate the fear of crime.

<b>GOOD MORNING NEWRY MOURNE &amp; DOWN REPORTING TO PCSP</b>			
<b>9 Month Report January to Sept 16</b>			
<i>Good Morning Volunteers</i>	<b>Newry &amp; Mourne District</b>	<b>Down District</b>	<b>Total</b>
Number of new volunteers recruited	5	3	8
Number of active volunteers	89	48	137
<i>Service Users</i>	<b>Newry &amp; Mourne District</b>	<b>Down District</b>	
Number of new referrals to Good Morning	28	20	48
Number of service users receiving Good Morning call	540	346	886
<b>Good Morning Calls</b>	<b>Newry &amp; Mourne District</b>	<b>Down District</b>	
Total of Good Morning calls made in period	23502	9573	33075

Source: PCSP

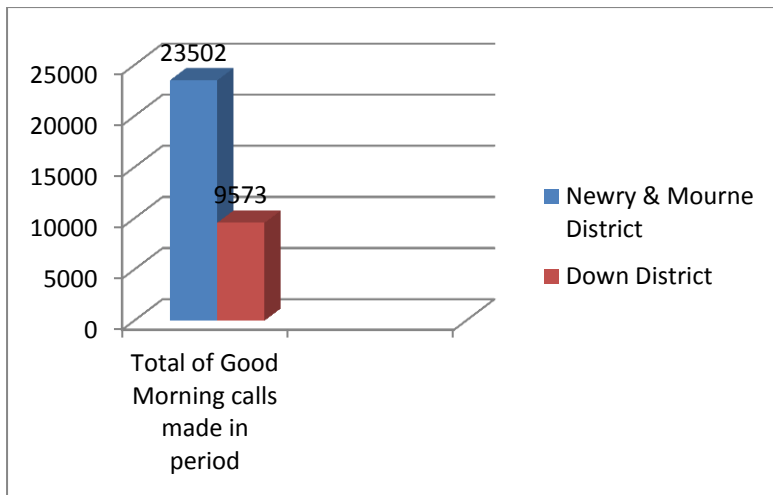
The figures for the past 9 months to September 2016 for the Good Morning Programme are shown in the above table and we can see that during this 9 month period, Newry recruited 5 new volunteers while Down recruited 3 giving a total of 8 new volunteers for the Newry Mourne and Down District Council area.

Newry have 89 active volunteers and Down have 48 Totalling 137 active volunteers in the Newry Mourne and Down District Council area.

There have been 28 new referrals in the Newry & Mourne area with 20 in Down totalling 48 new referrals for the district.

The number of service users receiving a good morning call across the district is 886.

The graph below displays the number of Good Morning Calls made during the 9 month period, totalling 33,075.



## Social Network Support

The table below shows the number of financial assistance applications that Newry Mourne and Down District Council received in 15/16 to date.

The Grand total of applications for the year 15/16 was 539 applications across the various themes and these are broken down by DEA.

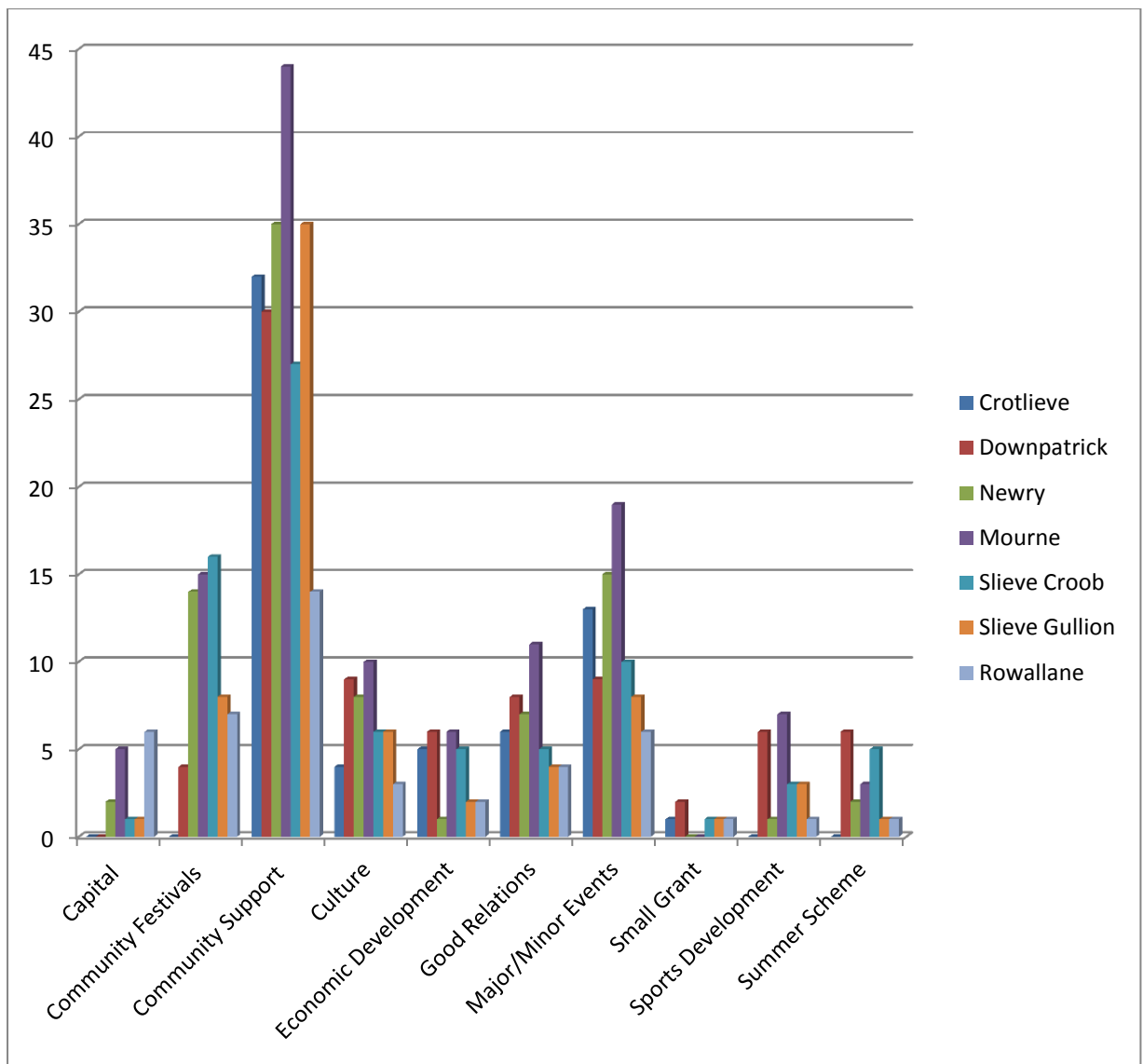
We can see that the DEA with the highest number of applications is Newry with 120.

The theme with the with the highest number of applications against it is Community Support with a total of 217.

### Financial Assistance Applications NMD

Theme								
DEA	Crotlieve	Downpatrick	Newry	Mourne	Slieve Croob	Slieve Gullion	Rowallan	TOTAL S
Capital	0	0	2	5	1	1	6	15
Community Festivals	0	4	14	15	16	8	7	64
Community Support	32	30	35	44	27	35	14	217
Culture	4	9	8	10	6	6	3	46
Economic Development	5	6	1	6	5	2	2	27
Good Relations	6	8	7	11	5	4	4	45
Major/Minor Events	13	9	15	19	10	8	6	80
Small Grant	1	2	0	0	1	1	1	6
Sports Development	0	6	1	7	3	3	1	21
Summer Scheme	0	6	2	3	5	1	1	18
<b>TOTALS</b>	<b>61</b>	<b>80</b>	<b>85</b>	<b>120</b>	<b>79</b>	<b>69</b>	<b>45</b>	<b>539</b>

Source:NMD



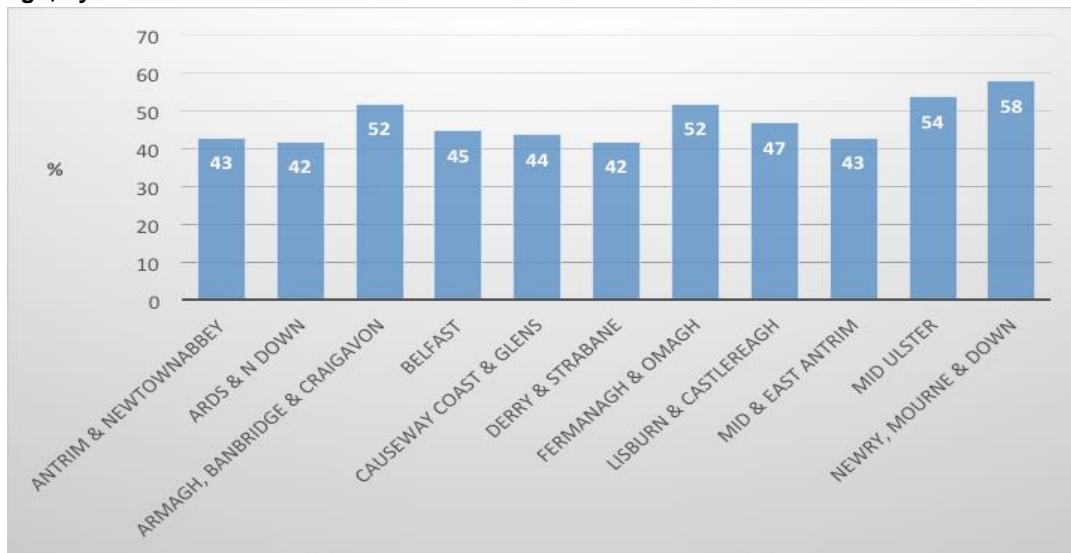
## Level of Attitudinal Change – ARK Report

ARK carried out a research update in 2014 with regards to community relations, looking at how the 11 new super council areas differ in terms of attitudes on key indicators of community relations.

The graph below shows this in relation to the question posed about the percentage of NMDDC residents that believe that relationships between Protestants and Catholics are better now than five years ago.

We can see that in 2014, 58% of people questioned in NMDDC believed that relationships between both religions were better now than 5 years ago which was the highest percentage recorded across all 11 council areas.

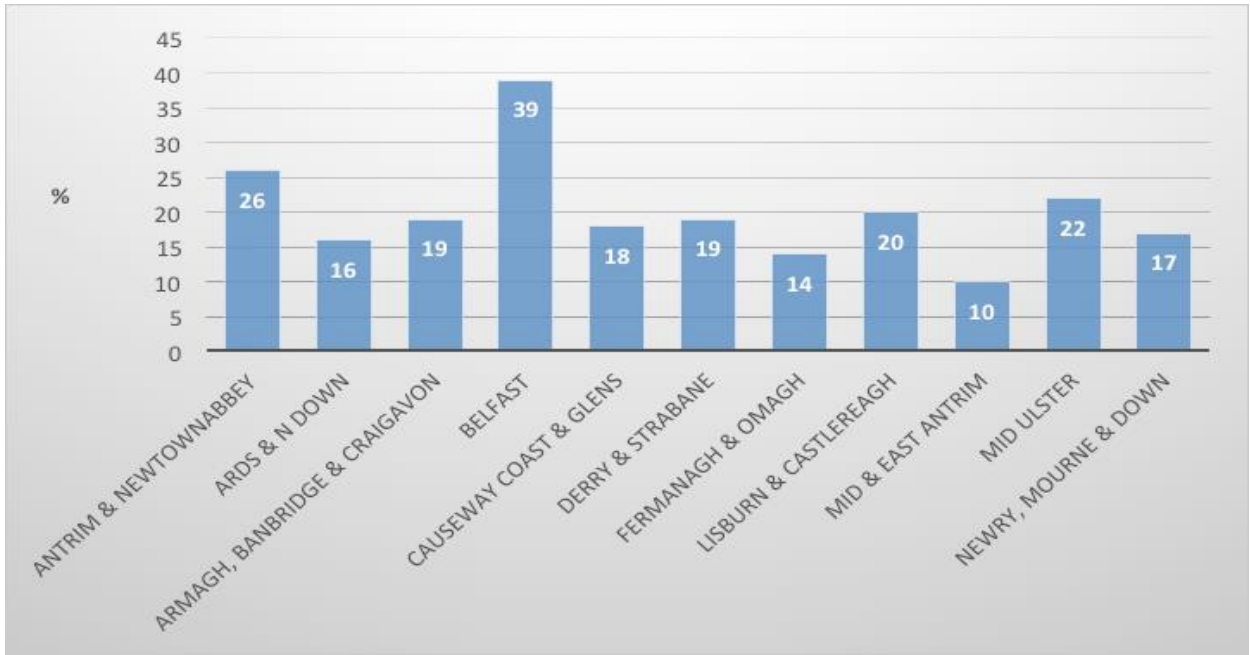
**Percentage believing that relations between Protestants and Catholics are better now than five years ago, by council area.**



Source : ARK Community Relations in 2014.

ARK then asked people in each council area if they would prefer to live in a neighbourhood with people of only their own religion or in a mixed religion neighbourhood.

From the graph below we can see that 17% of those asked from NMDDC agreed to wanting to live in a neighbourhood with only people which was the fourth lowest percentage recorded across all 11 councils.



Source : ARK Community Relations in 2014.