

# Ár bhFeidhmíocht Ag Amharc Siar, Ag Dul Chun Cinn Our Performance Looking Back, Going Forward



Comhairle Ceantair  
**an Iúir, Mhúrn agus an Dúin**  
**Newry, Mourne and Down**  
District Council

Ag freastal ar an Dún agus Ard Mhacha Theas  
Serving Down and South Armagh



The Local Government (NI) Act 2014 sets out a general duty of improvement for local government, whereby all District Councils must put in place arrangements to secure continuous improvement in the exercise of their functions.



# Looking Back

## Assessment of Performance 2023-24

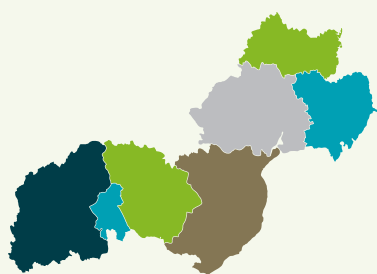
Every year, we are required to publish an Assessment of Performance to demonstrate whether planned improvements have been achieved. The Assessment of Performance sets out progress against the current 'measures of success' within the:

- **Corporate Plan 2021-23**
- **Performance Improvement Plan 2023-24**  
(including the statutory performance indicators and standards)

Our performance has been tracked against set targets and trends over time, using the legend below.

Status	Trend
 Target or objective achieved / on track to be achieved	 Performance has improved since the previous year
 Target or objective partially achieved / likely to be achieved / subject to delay	 Performance is similar to the previous year
 Target or objective not achieved / unlikely to be achieved	 Performance has declined since the previous year

# Our District, Our Organisation, Our Performance



## District

Population: 182,074


Households: 68,398

7 District Electoral Areas

41 Elected Members

1,000+ employees

88% of residents are  
satisfied with the Council



## Community

### Life expectancy:

Male: 78.9 years /

Female: 82.7 years

### Age Profile: 0-15 years:

22% / 65+ years: 17%

87% of residents agree  
that their local area is a place  
where people from different  
backgrounds get on well  
together

100% of residents feel safe  
during the day, 78% of  
residents feel safe after dark

115 Neighbourhood Watch  
Schemes

18,407 food parcels  
delivered to vulnerable  
households

£10.8m awarded through  
the Financial Assistance  
Scheme since 2015



## Tourism

### Between 2018 and 2019:

15% increase in visitor  
numbers, to 516,203

21% increase in visitor  
spend, to £83.7m

Three Areas of Outstanding  
Natural Beauty

6 'green flag' parks and  
3 'blue flag' beaches





## Health and Wellbeing


82% of residents feel they are in very good or good health

83% of residents are physically active at least once a week for 30mins

73.5% of customers are satisfied with the Council's six leisure facilities

263k recorded visits at community trails

Over 500k recorded visits to Kilbroney and Slieve Gullion Forest Parks for the last 9 months of 2023-24



## Economy

Employment rate (age 16 to 64): 61.6%

9,375 VAT Registered Businesses

14.3% of the population aged 16 years and over have no qualifications

90 new jobs promoted through business start activity

351 businesses supported delivered through economic development programmes



## Environment

Recycling is important to 91% of residents

Top perceived problem for residents: Dog mess and fouling

Recycling rate: 50.0%

166 community clean ups supported since 2020

Second lowest level of waste to landfill across all NI Councils



Down Leisure Centre



Down Arts Centre

St Patrick's Monument

# Performance at a Glance

## A snapshot of the past year

Performance Improvement Objective	Progress	Status Trend
 <b>We will support the health and wellbeing of local people by improving our leisure facilities and services</b>	10% increase in paid attendances at Council leisure centres	△
	16.1% increase in the number of people participating in targeted health programmes	😊 △
	11% decrease in the number of young people participating in targeted youth health and wellbeing initiatives.	😞 ▽
	4.1% increase in the number of Council leisure centre memberships	😊 △
	3 capital leisure projects progressed	😊
	16.6% increase in recorded visits of community trails	😊 △
 <b>We will grow the economy by supporting local businesses and creating new jobs</b>	90 new jobs promoted through business start activity	😊 ▽
	12 new social enterprise businesses supported and 16 new social enterprise jobs created	😊 △
	90 new enterprises created as a result of support	😊 ▽
	351 existing businesses supported to progress growth and scaling ambitions	😊 △
	'Make it Local' campaign rolled out	😊
 <b>We will improve the cleanliness of our District by addressing littering, fly tipping and dog fouling incidents</b>	25 fixed penalty notices issued and 19 paid	😞 ▽
	19 community clean ups supported	😞 ▽
	Increase in the rate of recycling, to 50.0%*	😊 △
	Second lowest levels of waste sent to landfill across all NI Councils	😊 △
	9 'Live Here, Love Here' environmental projects supported	▽
	Responsible Dog Ownership promoted across Council's social media channels	😊

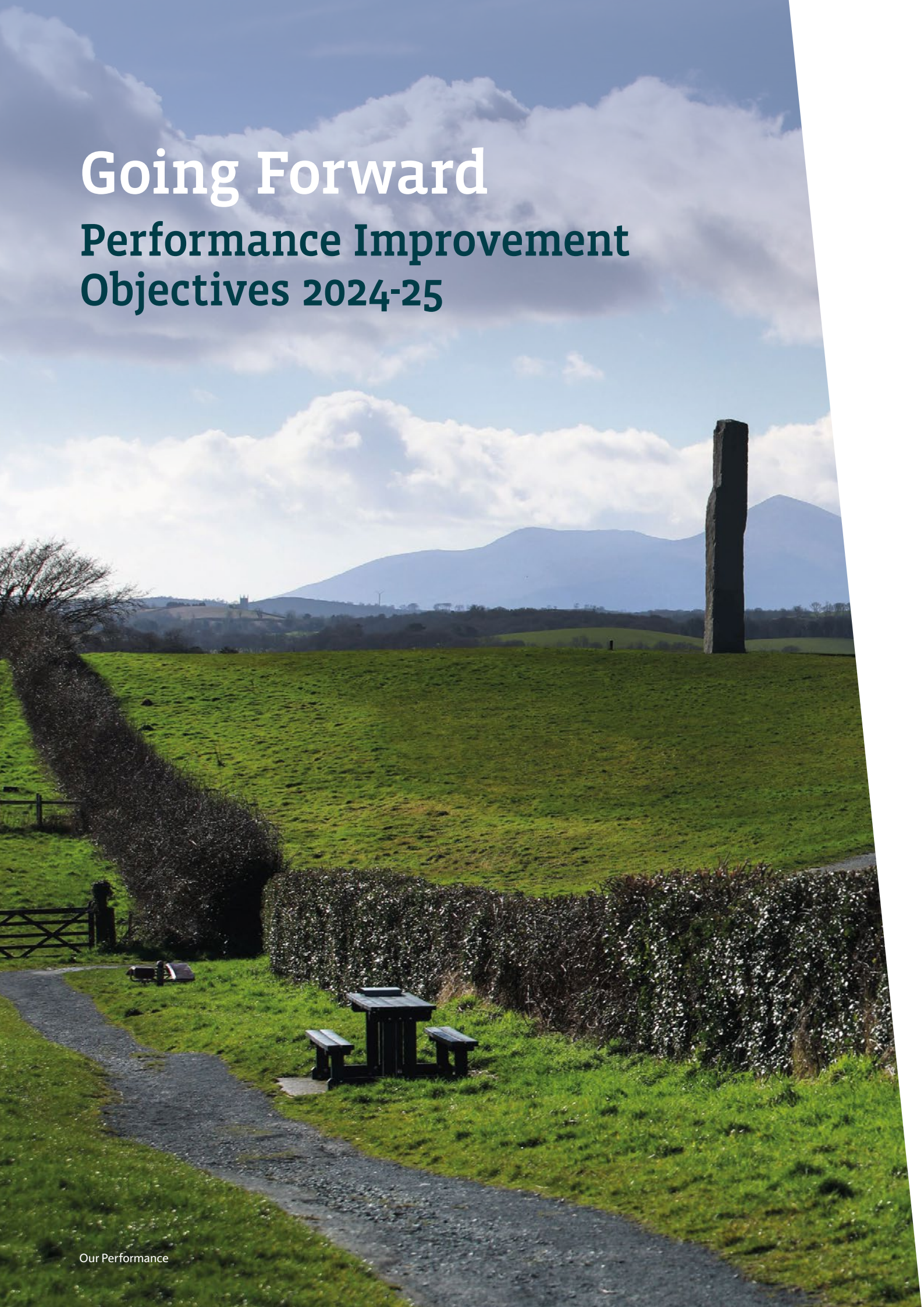
Performance Improvement Objective	Progress	Status Trend
 <b>We will improve our sustainability and reduce our impacts in relation to climate change</b>	1 vehicle within the Council fleet that has an alternative fuel source	😊
	20 Council supported EV charging points installed	😊
	75% of Council fleet younger than 8 years.	😊
	Installed 5 drinking water fountains across the District	😊
	2,800 trees planted on Council managed estate	😊
 <b>We will improve the processing times of planning applications and enforcement cases by implementing the Planning Service Improvement Programme</b>	The Council received the second highest number of planning applications across the 11 Councils.	😊
	The processing time for local planning applications increased from 21.6 weeks in 2022-23 to 33.7 weeks in 2023-24	😞 ▼
	The processing time for major planning applications increased from 89 weeks in 2022-23 to 154.8 weeks in 2023-24	😞 ▼
	The number of planning applications in the system for 12 months or more increased from 228 by year end 2022-23 to 352 in 2023-24.	😞 ▼
	The number of enforcement cases in the system for 12 months or more has increased from 500 in 2021-23 to 599 2023-24.	😞 ▼

\*The 2023-24 data in relation to the statutory performance indicators for waste management remains provisional, as the end of year validated data will be published by DAERA in Q3 2024-25.



# Going Forward

## Performance Improvement Objectives 2024-25





Every year, we are required to set performance improvement objectives for the services we provide, and to have in place arrangements to achieve these objectives. These objectives seek to address the issues which matter most to local people, and are:

<b>Linked to the Community Plan, Corporate Plan and Directorate Business Plans</b>	✓
<b>Based on existing performance information</b>	✓
<b>Aligned to the seven strategic aspects of improvement</b>	✓
<b>Based on stakeholder consultation and engagement</b>	✓



#### Objective 1

**We will support the health and wellbeing of local people by improving our local facilities and services**

#### What you will see:

- Increase in the number of paid attendances at our six leisure centres to 850,000 by the end of 2024-25.
- Increase in the number of people participating in targeted health programmes to 20,000.
- Increase in the number of memberships being taken out to 10,000.
- 265,000 recorded visits to community trails.
- A number of new build and/or upgraded capital leisure projects progressed.
- Leisure-Safe Accreditation being worked towards for all indoor leisure facilities.



#### Objective 2

**We will contribute to growing the economy by supporting local businesses and job creation**

#### What you will see:

- 361 business plans created for Start-Up businesses and employer enterprises
- Over 700 participants engaged across all Go Succeed activity
- Support provided to 220 existing businesses to progress growth and scaling ambitions
- 170 new jobs promoted via business start-up activity.
- 12 social enterprise start-ups supported and 12 social enterprise jobs created
- More support for new and established local businesses and more employment opportunities across the District
- Continue to ensure the District becomes more economically active and prosperous



#### Objective 3

**We will improve the cleanliness of our District by addressing littering, fly tipping and dog fouling incidents**

#### What you will see:

- Increase in the number of fixed penalty notices issued.
- Responsible dog ownership and reduced levels of dog fouling, littering and illicit dumping
- Improved opportunities to report littering, dog fouling and illicit dumping
- Reduction in the disposal of paint from our Household Recycling Centre sites.
- Opportunities to engage in community clean ups
- A cleaner, greener District, with improved civic and community pride



#### Objective 4

**We will improve our sustainability and reduce our impacts in relation to climate change**

#### What you will see:

- Publication of the Council's Climate Change and Sustainable Development strategy
- Publication of the Council's Climate Change Adaptation Plan
- Implementation of the new Newry, Mourne and Down Biodiversity Strategy (2023-2030)
- New trees planted
- Carbon footprint of Council estate established
- Renewable energy baseline of Council established
- Energy consumption of Council buildings established
- Increase in the percentage of younger, less polluting vehicles within the Council fleet
- New electric vehicles ordered for use within the Council fleet



#### Objective 5

**We will improve the processing times of planning applications and enforcement cases by implementing the Planning Service Improvement Programme**

#### What you will see:

- A more efficient and effective planning service
- Improved processing times for local and major planning applications
- Improved processing times for planning enforcement cases
- Reduction in the number of live planning applications and enforcement cases in the system
- An empowered and motivated workforce
- Increased confidence in the Planning system
- Sustainable development and regeneration of the District



## Have your say

We welcome your feedback and suggestions on how Council services can be improved in the future. Full copies of the following documents are available to download from our website [www.newrymournedown.org](http://www.newrymournedown.org) as follows:

- **Performance Improvement Plan 2024-25**
- **Assessment of Performance 2023-24**

This document is available in alternative formats upon request.

## For more information, contact:

Performance and Improvement  
Newry, Mourne and Down District Council  
O'Hagan House, Monaghan Row, Newry  
Co Down, BT35 8DJ

**0330 137 4007**  
**[performance@nmandd.org](mailto:performance@nmandd.org)**

0330 137 4000  
info@nmandd.org  
www.newrymournedown.org

 facebook.com/nmdcouncil

 x.com/nmdcouncil

**Oifig an Iúir**  
**Newry Office**  
O'Hagan House  
Monaghan Row  
Newry BT35 8DJ

**Oifig Dhún Pádraig**  
**Downpatrick Office**  
Downshire Civic Centre  
Downshire Estate, Ardglass Road  
Downpatrick BT30 6GQ



Comhairle Ceantair  
**an Iúir, Mhúrn agus an Dúin**  
**Newry, Mourne and Down**  
District Council