

Community Planning
Your plan - Our priority

Living Well Together



Draft
Community
Plan



This is the first plan of its nature for this area and it sets out to create an environment that supports collaboration, where everyone can work together towards achieving the same goals.

There is extensive evidence that communities involved in decision making about their area, that feel connected, are empowered, and providing support to each other, experience better health and wellbeing. The challenge for the community planning process is to create those conditions by creating an environment for meaningful collaboration and a community centred approach to development.

It is the aim of the Community Planning Partnership that this Strategic Plan becomes the overarching plan for integrated planning and delivery of services for the area of Newry, Mourne and Down.

This means

that Community Planning will provide the framework for collaborative working to deliver positive change for our communities.

Our Vision

Newry, Mourne and Down is a place with strong, safe and vibrant communities where everyone has a good quality of life and access to opportunities, choices and high quality services which are sustainable, accessible and meet people's needs.

The aims of Newry, Mourne and Down's Community Plan 2030 are to:

- Highlight the challenges facing Newry, Mourne and Down, both now and in the coming decade;
- Prioritise what really matters to communities within Newry, Mourne and Down
- Empower communities to respond to these challenges;
- Clearly communicate the Partnership's framework for action
- Improve the wellbeing of people in Newry, Mourne and Down
- Continually improve our delivery on the service action plan using data development and key partnerships.
- Strive for inspirational outcomes underpinned by strategic indicators.

This Strategic Community Plan is the overarching strategic plan for Newry, Mourne and Down. It provides a framework for the other strategies and plans we will put in place to contribute towards the outcomes in the community plan and it is based on a detailed analysis of future risks and opportunities for Newry, Mourne and Down.

Our Principles

Our Partnership will continue to work to meet the needs of the people who live, work and visit our District.

Our guiding principles will be reflected in all that we do, in that we will:

- Ensure effective community engagement in the planning and delivery of local services;
- Utilise the strengths and resilience within communities;
- Promote equality and tackle inequality;
- Adopt a preventative approach;
- Drive efficiency and performance improvement;
- Support a sustainable approach to development;
- Hold each other as partners to account for delivering the community plan outcomes in collaboration;
- Create a Partnership Board responsible for monitoring and directing impact.

Our Partnership Board will continue to work to ensure

- We start with the agreed vision of where we want to be
- We monitor how much we are doing
- We monitor how well we are doing it
- We ask if anyone is better off because of what we are doing

Our Values

Our Partners will demonstrate:

Effective Leadership

We will provide clear leadership in Community Planning and engage effectively with our employees and communities;

Collective Ownership

We will take collective ownership for delivering on the Community Plan, implementing the Community Plan Delivery Plans at District and District Electoral Area (DEA) level, and working hard to work towards our outcomes and improve the wellbeing of local people and communities;

Good Governance

We will implement clear operating arrangements to support effective strategic direction, scrutiny and accountability;

Democratic Accountability

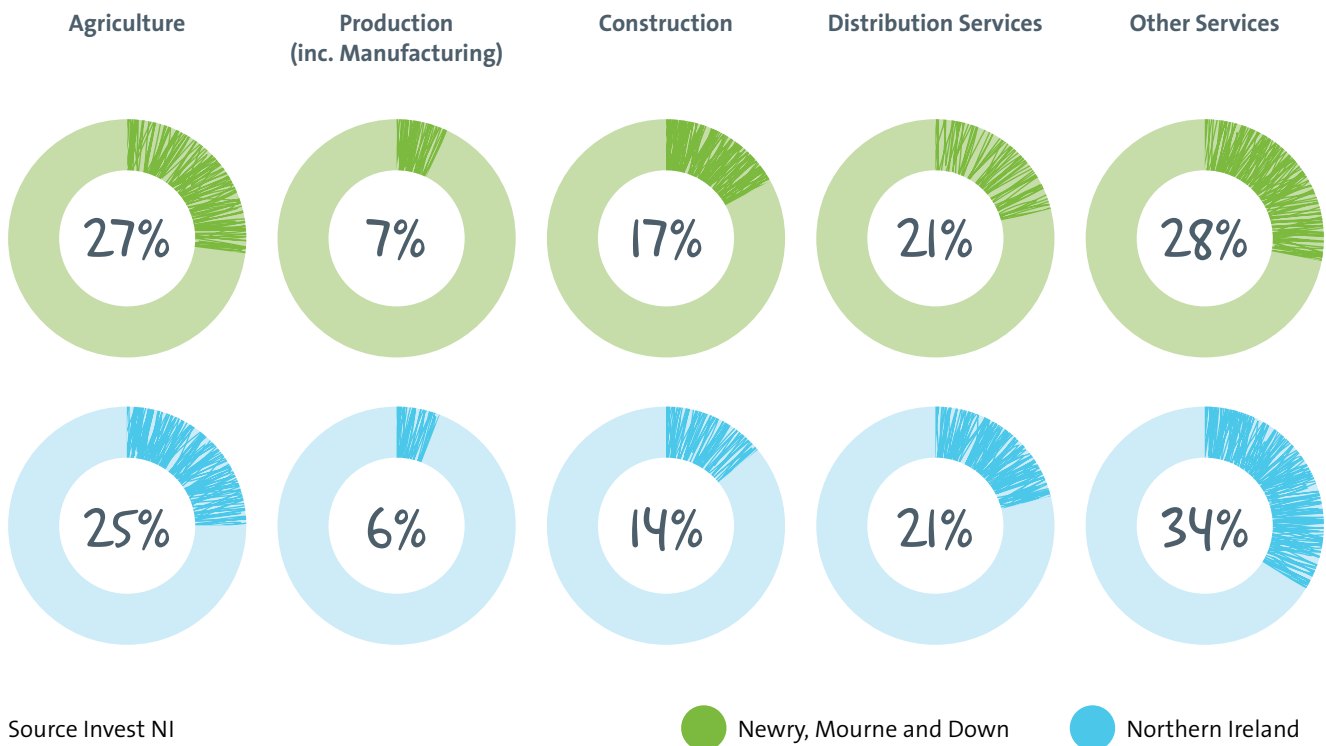
We will measure and report on the impact of our activities specific to the community plan to demonstrate how effectively we are improving outcomes for local people and communities, and all partners will be responsible for contributing towards the outcomes.

Our District is a very beautiful area in which to live, work and visit. We are hardworking, entrepreneurial, friendly, community orientated people.



Newry, Mourne and Down District is located in the south east of Northern Ireland, covering parts of Counties Down and Armagh. As the third largest Council area within Northern Ireland, it comprises approximately 11% of the total land area of Northern Ireland, more than 100 miles of coastline, and provides services to over 178,000 residents, (10% of the NI population). In addition to Newry City, the principal towns within the District are Ballynahinch, Crossmaglen, Downpatrick, Kilkeel, Newcastle, and Warrenpoint.

Businesses by Sector



Enterprise and Employment

The Newry, Mourne and Down area has been showing signs of economic recovery after a particularly turbulent period during one of the worst recessions on record in Northern Ireland.

The District is well served with a strong retail offering and a diverse range of service industries, manufacturing and agri-food businesses. The importance of the retail sector is reflected in the employment statistics, with 17.23% of the workforce employed in this area. This is followed by the health (13.85%), construction (12.5%) and education (9.95%) sectors.

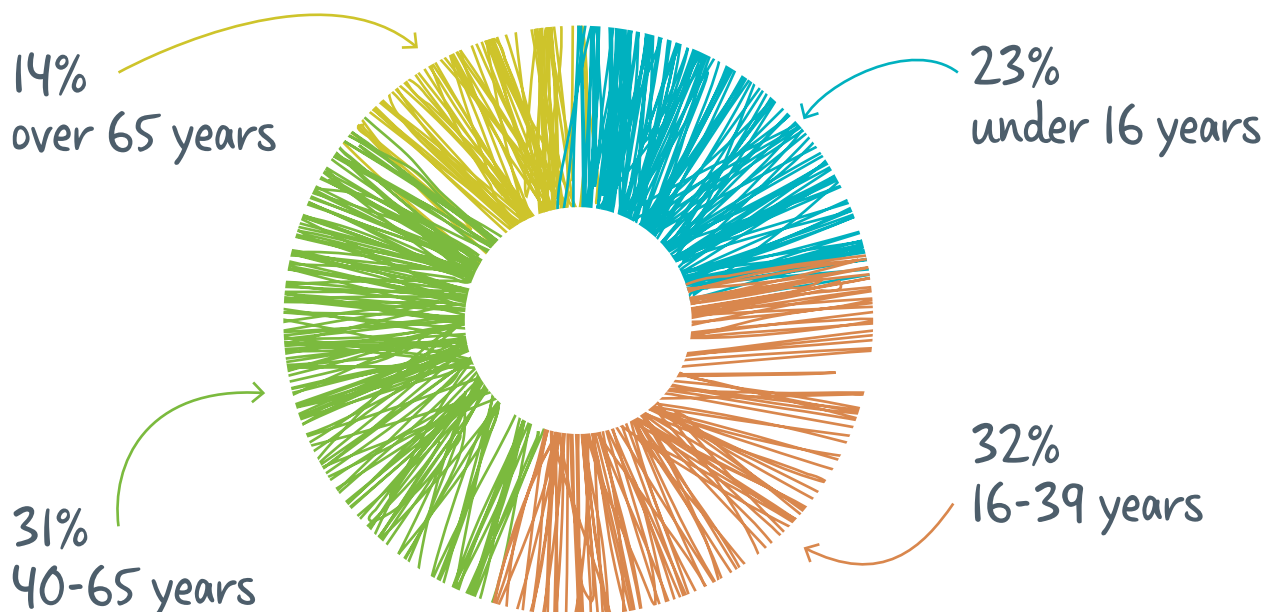
- The construction industry is still a major employer in the District but has been severely impacted by the recession with some wards showing a 19% loss of jobs in this sector.
- The Agriculture, Forestry and Fishing Industry in Newry, Mourne & Down employs the most people in this sector in NI (LFS). This highlights the reliance of this District on its natural resources and emphasises the need for better rural infrastructure to support rural diversification.

Tourism

Our tourism potential is enormous with three areas of outstanding natural beauty in Strangford & Lecale, Slieve Gullion, and the Mourne, numerous Blue Flag beaches, and an unrivalled link to St Patrick.

Over half (55%) of overnight trips to the District are for holiday purposes, the second highest in Northern Ireland after the Causeway Coast and Glens.

Current Age Breakdown in Newry, Mourne and Down



Population

- The number of children in Northern Ireland is projected to grow by 18,537 (4.9 per cent), from 382,141 children in 2012 to 400,678 children in 2022, with Newry, Mourne and Down's child population projected to grow by 6.6%, above the NI average and the fourth highest growth rate across all 11 council areas.
- Newry, Mourne and Down has one of the highest annual births, third behind Belfast and Armagh, Banbridge and Craigavon. It has the fourth highest annual death rate and is projected to be one of only 5 council areas that will experience a positive net migration by 2022.
- Newry, Mourne and Down had the second highest number of post primary enrolments in 2013/14 behind Belfast. It has 9,275 pupils registered in non-grammar schools with the remaining 6,612 registered in grammar schools.
- In 2014 there were 5,655 primary students entitled to free school meals in Newry, Mourne and Down. This was above the NI average of 4,584. The data would suggest a correlation between the significant decrease in trade related jobs with the increasing level of claims for free school meals.
- In 2011, 43-46% of households in Newry, Mourne and Down were in fuel poverty – defined as one which needs to spend more than 10% of its income on all fuel use to heat its home to an adequate standard of warmth.

Education

Our District has excellent primary, secondary and tertiary educational establishments and can claim some of the best results in Northern Ireland. Our District is also home to two major education campuses in the South Eastern and the Southern Regional Colleges.

- In 2013/14, 65% of school leavers left with 5 GCSEs at A-C grades, including English and Maths. (NI average was 63.5%)
- 23% of people in Newry, Mourne and Down have a degree or higher
- 39% of people in Newry, Mourne and Down have no or low qualifications.

Approximately 54% of the population of NMD who are aged 16 and over do not have a qualification above level 2. Research prepared by Ulster University, for Department of Employment and Learning and published in November 2015 in the NI Skills Barometer, indicates that there will be a significant shortage of workers with Level 3 and level 4 qualifications in the coming years.

We need to ensure that all young people are provided with appropriate opportunities to develop level 3 skills commensurate with their needs and those of the economy. A lifelong learning strategy should be developed to ensure that those who have left school a number of years are facilitated to upgrade their qualifications and skills in an appropriate manner than recognises the constraints they face in terms of employment and family commitments;

We need to support initiatives to engage with and support those who have no formal qualifications and who may face barriers to availing of opportunities to enhance their qualifications.

Health

A relatively high percentage of people are in very good health (50.32%).

70.1% of people have no long-term health problems, the second highest of all the eleven Councils in Northern Ireland. There are two major hospitals, Daisy Hill in Newry City and the Downe in Downpatrick.

However, we need to tackle the levels of health inequalities in the District. Health inequalities are the differences in health that occur within a population which is a direct result of their social circumstance. There are many social causes to health inequalities but it may include where someone is born, lives or works.

In relative terms Newry Mourne and Down has few areas that can be described as highly deprived in the Northern Ireland context and the council area overall compares well in terms of health indicators. However these small number of areas will be disproportionately represented in premature deaths generally, suicides, admissions to hospitals for drugs, alcohol or self-harm. Those who live in the most deprived twenty percent of areas in Northern Ireland (including 11 areas in NMD) are twice as likely to die under the age of seventy-five, three times as likely to die of lung cancer or suicide, four times as likely to be admitted to hospital for self-harm or die of alcohol or drug related conditions as those who live in the least deprived twenty per cent of areas.

The rural nature of our District can also mean that vulnerable people aren't as connected to or able to access the support services they need to ensure good wellbeing and this is something we need to address.



Crime

At ward level in Newry, Mourne and Down, Anti-Social Behaviour decreased significantly across all wards between 2001 to 2015, with all experiencing over 45% of a decrease.

However, since January 2014 the number of cases of recorded crime has shown an overall increasing trend.

E District (which encompassed the legacy Newry and Mourne Council) has seen a percentage increase of 4.5% in recorded crime, October 2013 – September 2014 compared with October 2012 – September 2013.

C District (which encompassed legacy Down Council) saw an increase of 5.5% in recorded crime during this same period. It is the second highest increase behind B District (South & East Belfast)

According to the Domestic Abuse Incidents and Crimes Recorded – Update to 31 March 2015, domestic abuse incidents have increased year on year since 2004/05.

Environment

Our District is easily accessible from both Belfast and Dublin. Renowned for its scenic beauty, we are bounded on the east by Strangford Lough and Carlingford Lough, and on the west by Slieve Gullion and Slieve Croob, with the picturesque Mountains of Mourne at our centre. To complement our outstanding natural assets, we are also home to a number of significant built heritage assets including Struell Wells in Downpatrick, Dundrum Castle and Bagenal's Castle in Newry City.

Our District enjoys excellent road and rail links with Dublin as well as Belfast and contains a number of ports and harbours, providing direct access by water. However, internal connectivity is a problem, in terms of roads, transport and communications (broadband and mobile) infrastructure.

While social and economic development are key to supporting the wellbeing of our communities, this must be balanced with ensuring that our natural environment is not adversely affected.



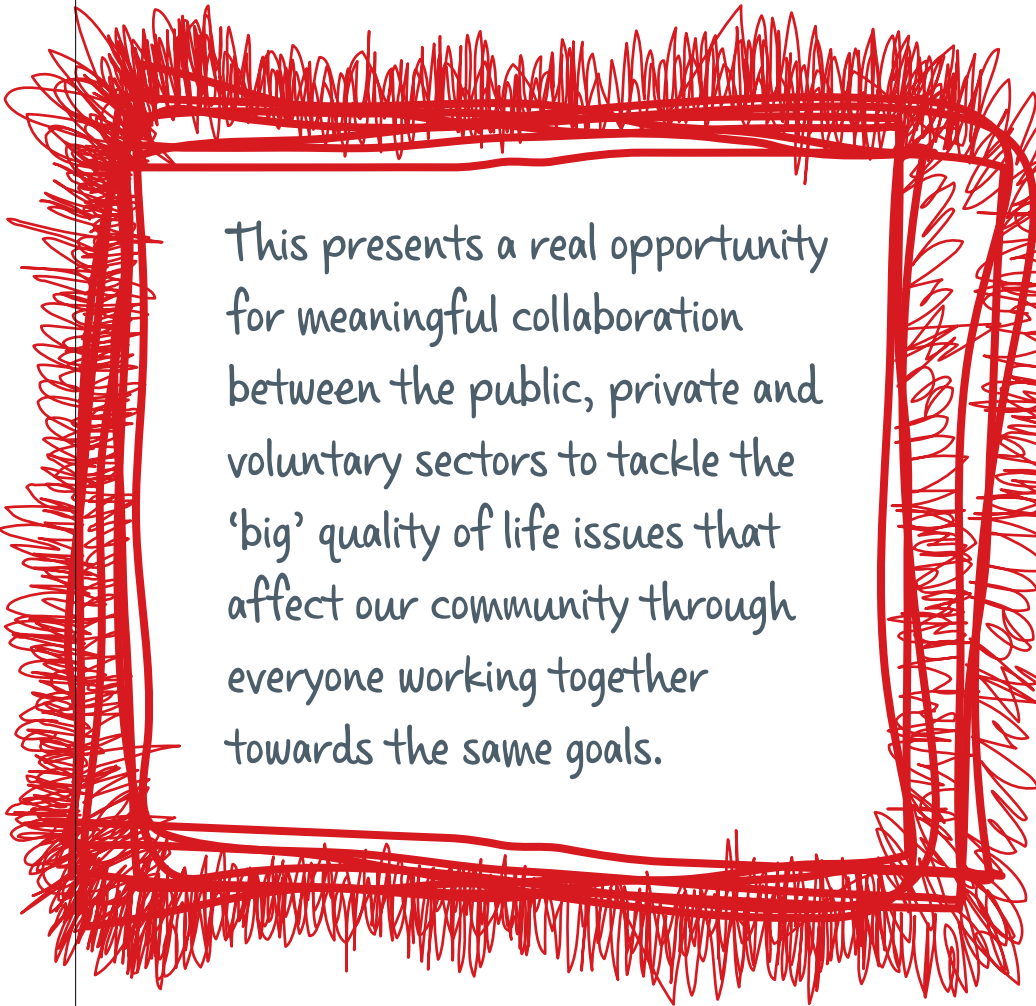
Housing

The local housing market is slowly recovering following the economic crash in 2007. Whilst the need for family accommodation remains strong across all tenures, there is also a requirement to consider dwellings to facilitate the elderly and smaller households. Social housing need remains at a very high level across Newry, Mourne and Down. While social housing need is concentrated within Newry City, Newcastle, Warrenpoint and Downpatrick, housing need is also evident throughout the large rural hinterland with the villages of Castlewellan, Bessbrook/Derramore, Crossgar, Saintfield and Rostrevor showing the highest requirement. Approximately 72% of the social housing waiting list comprises single and small family households and the predominance of single and smaller households will mean a significant requirement for one and two bedroom dwellings.

The Context

The Programme for Government Framework provides the regional context for the Community Plan. A table demonstrating the link between the Newry, Mourne and Down Community Plan Outcomes and the Programme for Government is included at Appendix 1.

The Northern Ireland Executive has produced the first Programme for Government which takes a future visioning approach.



This presents a real opportunity for meaningful collaboration between the public, private and voluntary sectors to tackle the 'big' quality of life issues that affect our community through everyone working together towards the same goals.

The Plan

The commitment to the Community Plan as the overarching framework for collaboration with clear links to Partners' strategic plans means that partners' resources for the Newry, Mourne and Down area will be focused on achieving the Vision we share.



Legislative Context

Community Planning came into operation on 1st April 2015 as part of the full implementation of local government reform.

The new duty of community planning requires councils as the lead partner to be responsible for making arrangements for community planning in their areas and it requires statutory bodies to participate in the process.

The Council, statutory bodies and local communities will develop and implement a shared vision for promoting the well-being of the area, promoting community cohesion and improving the quality of life of its citizens.


Engagement with our Community

Comprehensive engagement with communities, Partners and other stakeholders has been undertaken on the development of our new Community Plan at a District wide level and through our 7 District Electoral Area Fora.

Continued community participation is an essential part of community planning and will be welcomed and encouraged as the process moves forward.

This engagement process has led to the development and confirmation of the following 5 key priority areas, described as outcomes, on which we will focus the delivery of services over the life of the Plan to 2030:

These outcomes are the quality of life conditions we want for the community of Newry, Mourne and Down.



Our Outcomes

These are the positive outcomes we all wish to see in our community.



Indicators

What would indicate that we are making progress towards our outcomes?

In working towards our outcomes it is clear that a range of diverse issues need to be addressed from support for young families, support through education and towards fulfilling our potential as we get older, to support for business and tourism development, all of which impact on our overall wellbeing.

In working towards our outcomes we aspire to be the type of community that enjoys good mental health, has

low rates of offending, violence, suicide and addictions. We want to eliminate the circumstances that create trauma in childhood and throughout the entire course of our lives.

Newry, Mourne and Down aspires to create a society of equity where positive lifestyle choices ensure good health with positive educational experiences that create opportunity, offer inclusions and celebrates diversity and creativity.

Therefore, we have identified 20 key Indicators, that we will work on and

measure to ensure our collective actions are promoting the positive outcomes we wish to see achieved for our community. In this way we can measure progress towards our outcomes and change what we are doing if it is not working.

The table below demonstrates how the indicators fit with the outcomes we want to achieve and are explained in the following section.

All people in Newry, Mourne and Down...



Table 1: Outcomes and associated indicators which will be measured to show progress

What do the Indicators mean?

An indicator is a piece of data which helps to quantify the achievement of an outcome. We use indicators as a way of helping us to clearly see what we are doing, how much we are doing and whether or not anyone is better off because of what we are doing. It is really important to get our indicators right and make sure that everyone feels ownership of them, in other words, it is important that we can all see our own role and the role of community planning to create change that can make things better. We have discussed with you things that matter, you attended workshops and completed consultations.

Together we have compiled this list of indicators for Newry, Mourne and Down.

All people in Newry, Mourne and Down get a good start in life and fulfil their lifelong potential

Indicator

Why does this matter

Level of Early Years Support

Intervening early and as soon as possible to tackle problems emerging in the lives of communities, families and young people is key to promoting improved levels of wellbeing. Early developmental support is essential to ensuring a good start in life and this in turn underpins the overall wellbeing of the population. (CYPSP)

- Measure**
- Children aged 0-4 registered with dentist
 - Birth weight rate
 - Level of pre-school nursery places

Level of Educational Wellbeing

Education is a basic need and an important aspiration of people. It has a strong influence on their well-being. Better educated individuals earn higher wages and have a higher probability of having a job. They live longer lives; report a better health status and a lower occurrence of chronic diseases and disabilities. Better educated individuals also participate more actively in politics and in the community where they live, they commit fewer crimes and rely less on social assistance. At the level of the society as a whole, better education leads to higher GDP growth, higher tax revenues and lower social expenditure.

- Measure**
- Level of educational attainment
 - Level of literacy

Level of Quality of School Life

The quality of school life can impact educational attainment and ultimately the life course and health of an individual. Many factors will contribute to the perception of both pupils and their parents on the overall quality school life. These include the appropriateness of the curriculum, the manner of curriculum delivery and how closely it reflects and supports the development of enterprise and employment skills. Unresolved bullying in schools or a failure to provide support for pupils experiencing abuse, mental health problems or other emotional well-being difficulties can also have a significant impact; and potential life-long consequences. Pupils with concerns over any of these issues, and those who simply perceive the general quality of their school life to be poor, are at greater risk of disengaging from education and the opportunities it can provide. This will often first manifest through reducing levels of attendance.

- Measure**
- Attendance Levels

Level of Connectivity

Underpinning development and wellbeing, connectivity is key to supporting access to services and employment for our communities, diversification and expansion of the business sector, access by tourists etc. Internal connectivity is a problem, in terms of roads, transport and communications (broadband and mobile) infrastructure.

- Measure**
- Level of infrastructure
 - Travel times
 - Congestion levels
 - Level of broadband connectivity

Level of Lifelong Learning

Opportunities to retrain, develop new skills, diversify and change career are paramount to our life long wellbeing and fulfilling our potential. Life-long learning opportunities are essential to allow individuals to up skill and progress to higher level opportunities. Such opportunities need to be available to allow progress from all levels, and structures should allow reskilling (i.e. for people to move from one area of employment to another) as economic needs change.

- Measure**
- Increase in skills base
 - Overall numbers in education/further education
 - Skills in growth areas/growth sectors

All people in Newry, Mourne and Down enjoy good health and wellbeing

Indicator

Why does this matter

(main source OECD)

Level of Life Expectancy

Life-expectancy is the standard measure of the length of people's life. Life-expectancy measures how long on average people could expect to live based on the age specific mortality rates currently prevailing. Life expectancy can be computed at birth and at various ages. Life expectancy at birth is based on mortality records. The length of life is however not necessarily informative of the quality of health conditions, and thus well-being of individuals.

Measuring morbidity is challenging as morbidity encompasses a variety of conditions (physical and mental) of varying severity (e.g. disability, chronic conditions).

Level of Work Life Balance

Striking the right balance between the commitments of work and those of private life is central to people's well-being. Too little work can prevent people from earning enough to attain desired standards of living. But too much work can also have a negative impact of well-being if people's health or personal lives suffer as a consequence, or if they cannot perform other important activities, such as looking after their children and other relatives, having time for themselves, etc. (OECD, 2011a) The way people allocate their time is determined by both necessity and personal circumstances, which in turn are shaped by individuals' preferences and by the cultural, social and policy contexts in which people live.

Measure

- Employees working very long hours
- Time devoted to leisure and personal care
- Workplace health

Level of Preventable Death

The main causes of potentially avoidable premature death are cancers, ischaemic heart disease, unintentional injuries (transport and accidental injury) and intentional injury i.e. suicide.

Measure

- Cancer rate, heart disease rate
- Accidents rate
- Suicide rate
- Mental health
- Smoking rates
- Childhood and adult obesity

Level of Health Status

People's health is one of the most valued aspects of people's lives. Surveys in many countries consistently found that people put health status, together with jobs at the top of what affects their living conditions. People's health status matters in itself, but also for achieving other dimensions of well-being, such as having good jobs and adequate income, being able to participate as full citizens to community life, to socialise with others, to attend school and adult education. (Self-reported health)

Measure

- % of those reporting good or very good health.
- Children who are overweight or obese
- People with life limiting illness
- People dependent on carers
- Level of mental illness

All people in Newry, Mourne and Down benefit from prosperous communities

Indicator

Why does this matter

Level of Jobs and Earnings

Both the availability of jobs and the earnings they receive are relevant for well-being. Not only do they increase people's command over resources, but they also provide people with a chance to fulfil their own ambitions, to develop skills and abilities, to feel useful in society and to build self-esteem. Societies with high levels of employment are also richer, more politically stable and healthier.

The experience of unemployment is one of the factors that has the strongest negative impact on people's subjective well-being, with effects that are much larger than the income loss associated with unemployment. There is also evidence that this impact persists over time and that psychological resilience to unemployment is low. (Dolan et al., 2008)

Measure

- Level of economically inactive
- Level of GVA per head

Level of Income and Wealth

Income and wealth are essential components of well-being of individuals and societies. Both income and wealth expand people's consumption possibilities, providing them with the resources to satisfy their needs. Wealth also allows individuals to smooth consumption over time and to protect them from unexpected shocks that could lead to poverty and destitution. Income and wealth also bring non-economic benefits, such as higher health status and education, higher life satisfaction and the possibility of living in safer and cleaner areas.

Measure

- Level of average earnings
- Shift in spectral spread of business
- Level of skills development across population

Level of Economic Investment

Investment in key infrastructure projects around networks, skills, health, culture, social needs, and business development is required to underpin continued, improved wellbeing where there is a primary economic impact.

Measure

- Level of economic investment
- Size and quality of business base

Level of Tourism Revenue

Through enhancing the adventure tourism product for the District, and marketing the area as an outdoor activity area, supporting and promoting activity businesses, increased visitors and increased spend can be attracted to the area.

Measure

- Level of overnight visitors
- Average spend per trip by visitors
- Hotel occupancy level

All people in Newry, Mourne and Down benefit from a clean, quality and sustainable environment

Indicator

Why does this matter

(main source OECD)

Level of Sustainable Energy

Sustainable, or renewable, energy sources do not run out and self-replenish over time. These sources are considered more cost effective and more compatible with the environment, as they cause less pollution to produce. Examples include wind, ocean waves and the sun.

- Measure**
- Wind turbine and solar panel planning applications
 - Building control renewable energy applications

Level of quality housing

Having adequate accommodation is at the top of the hierarchy of human material needs. Housing is the largest component of many households' expenditure and is central to people's ability to meet basic needs. In addition, poor housing conditions can affect people's health status (both mental and physical), family functioning's (e.g. relations between household members and the development of children) and the conduct of basic social activities such as inviting people home.

- Measure**
- Quality of social housing
 - Housing Need
 - Level of mixed tenure developments
 - Level of affordable housing

Level of quality living environment

The environment where people live is a key component of people's quality of life. The impact of environmental pollutants on health is sizeable, with around one fourth of the global burden of diseases deemed to be associated with poor environmental conditions. But the environment also matters intrinsically when people attach importance to the beauty and the cleanliness of the place where they live.

- Measure**
- Properties impacted by flooding risk
 - Urban air quality
 - Fines for litter, dog fouling, noise pollution

All people in Newry, Mourne and Down live in respectful, safe and vibrant communities

Indicator

Why does this matter

Level of social connections

Humans are social creatures. The frequency of their contacts with others and the quality of their personal relationships are crucial determinants of well-being. People get pleasure from spending time with others. Furthermore, social networks can provide material and emotional support in times of need, as well as providing access to jobs and other opportunities. The nature of social interactions also has wider implications beyond the immediate social circle, impacting levels of trust [building Good Relations] within their community, which is an important driver of other outcomes including democratic participation, crime and health. (OECD, 2001)

- Measure**
- Contact with others
 - Social network support
 - Level of attitudinal change (via PeaceIV)

Level of social capital

The term social capital describes important social processes and relationships – informal social support networks, friendship, neighbourhood generosity, interpersonal trust and volunteering activity – but also aspects of local and community development, public- private-voluntary partnerships and civic spirit. Although the term is relatively new in Northern Ireland, the underlying concepts are not. Social capital draws on processes which are crucial in community development and the functioning of a democratic, inclusive and cohesive society. Likewise, community development helps generate higher levels of trust and social participation. Effective democracies rest on two essential foundations: civic attitudes of inclusion, tolerance and regard for the rights of others, and civic behaviour.

- Measure**
- Level of volunteering
 - Level of community networks/infrastructure

Level of Civic Participation

Participating in society, through for instance, the expression of political voice, is essential to individual well-being. Political voice is not only part of basic freedoms and rights that are worthwhile to all humans, but it also enhances the accountability and the effectiveness of public policy. In addition to these benefits, participating in community life allows individuals to develop a sense of belonging and trust in others. Effective democracies rest on two essential foundations: civic attitudes of inclusion, tolerance and regard for the rights of others, and civic behaviour.

- Measure**
- Voter turnout and consultation on rule making

Level of Personal Safety and crime rate

Personal security is a core element for the well-being of individuals and of society as a whole, and the experience of crime is one of the main factors shaping people's personal security. Crime may lead to loss of life and property, as well as engendering physical pain, post-traumatic stress and anxiety. It may also cause impairments in occupational activities (e.g. lower productivity and higher absenteeism) and disruption in social functioning (e.g. restriction in freedom of movement and erosion of social cohesion within communities). The biggest impact of crime on people's well-being appears to be through the feeling of vulnerability that it causes (Anans and Santos, 2006).

- Measure**
- Crime rate
 - Level of self reported fear of crime
 - Number of Neighbourhood Watch schemes

Delivering our Outcomes

Actions to address the Indicators will be delivered through District Wide Delivery plans taken forward by our 4 Thematic Groups:



Through each Delivery Plan, we will take forward actions that have been shown to make the biggest difference and will bring about real change for local people and communities. The Delivery Plans will have a three- four year lifespan and will be dynamic documents to allow amendment, where appropriate, to take account of changing circumstances. The responsibility for driving forward the actions within the Delivery Plans will sit with the Community Planning Partnership Board who will ensure that there is coordinated delivery by the Thematic Groups.

While each of the Thematic Groups will take lead responsibility for a number of indicators, as outlined above, it is likely that all of the thematic groups will in some way, impact on Life Expectancy, Social Capital and Preventable Deaths.

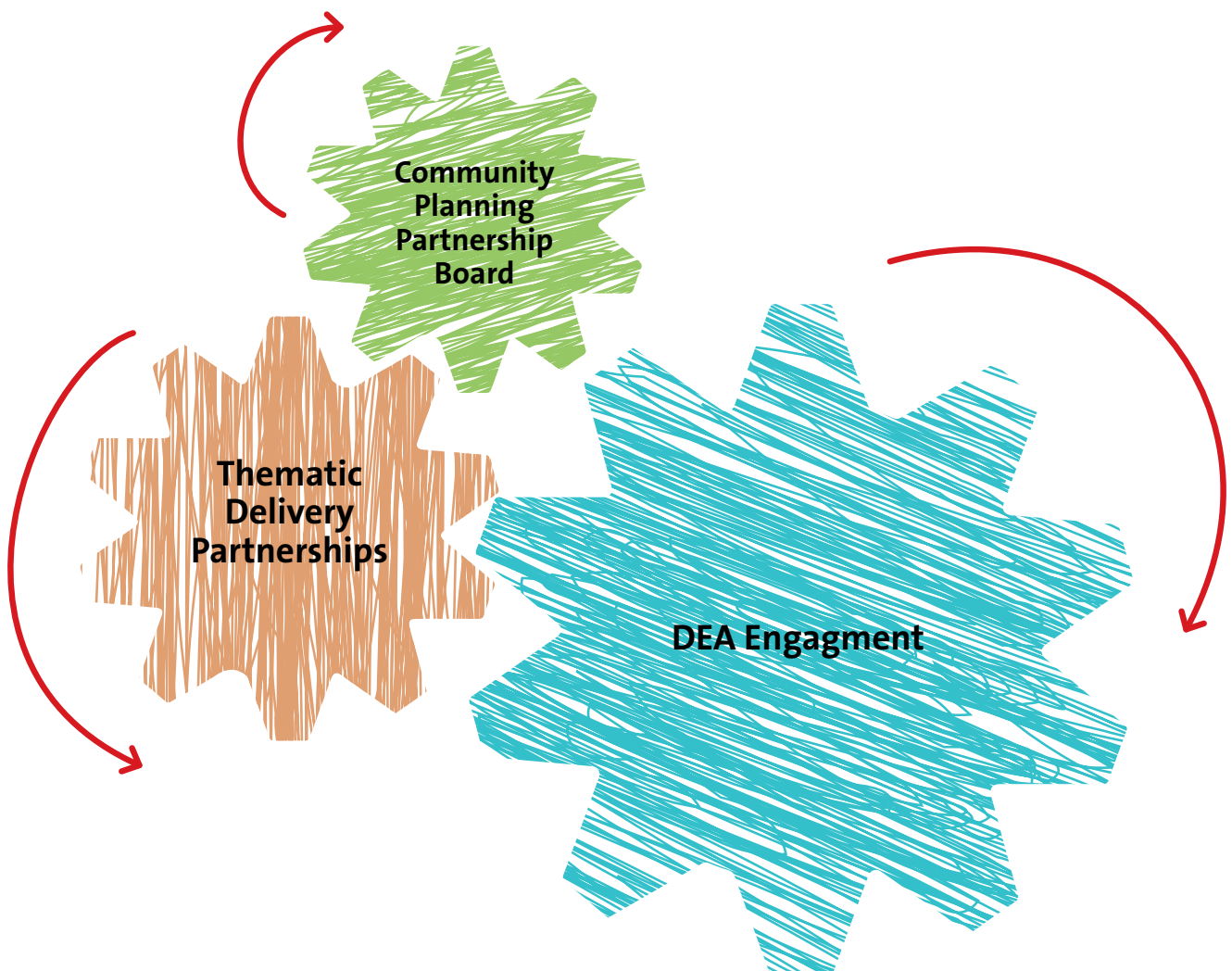
Cross-cutting elements of tackling inequalities, and early intervention and prevention will permeate through each of the Delivery Plans.

How will we monitor and report on progress?

The new Community Plan is supported by comprehensive governance, scrutiny and accountability arrangements

There are three strands of the partnership, as outlined in the diagram, which interact with each other but with defined roles that:

- support 'internal' and 'external' partnership accountability
- provide a strong focus on delivery of outcomes
- develop a joint partnership performance framework
- ensure clear Partnership communication



Membership at all levels in the structure is made up of Elected Members from the Council, representatives from Statutory Partners such as the Education Authority, Police Service of Northern Ireland, the Health Trusts, the Public Health Agency and others, plus the Community and Voluntary Sector.

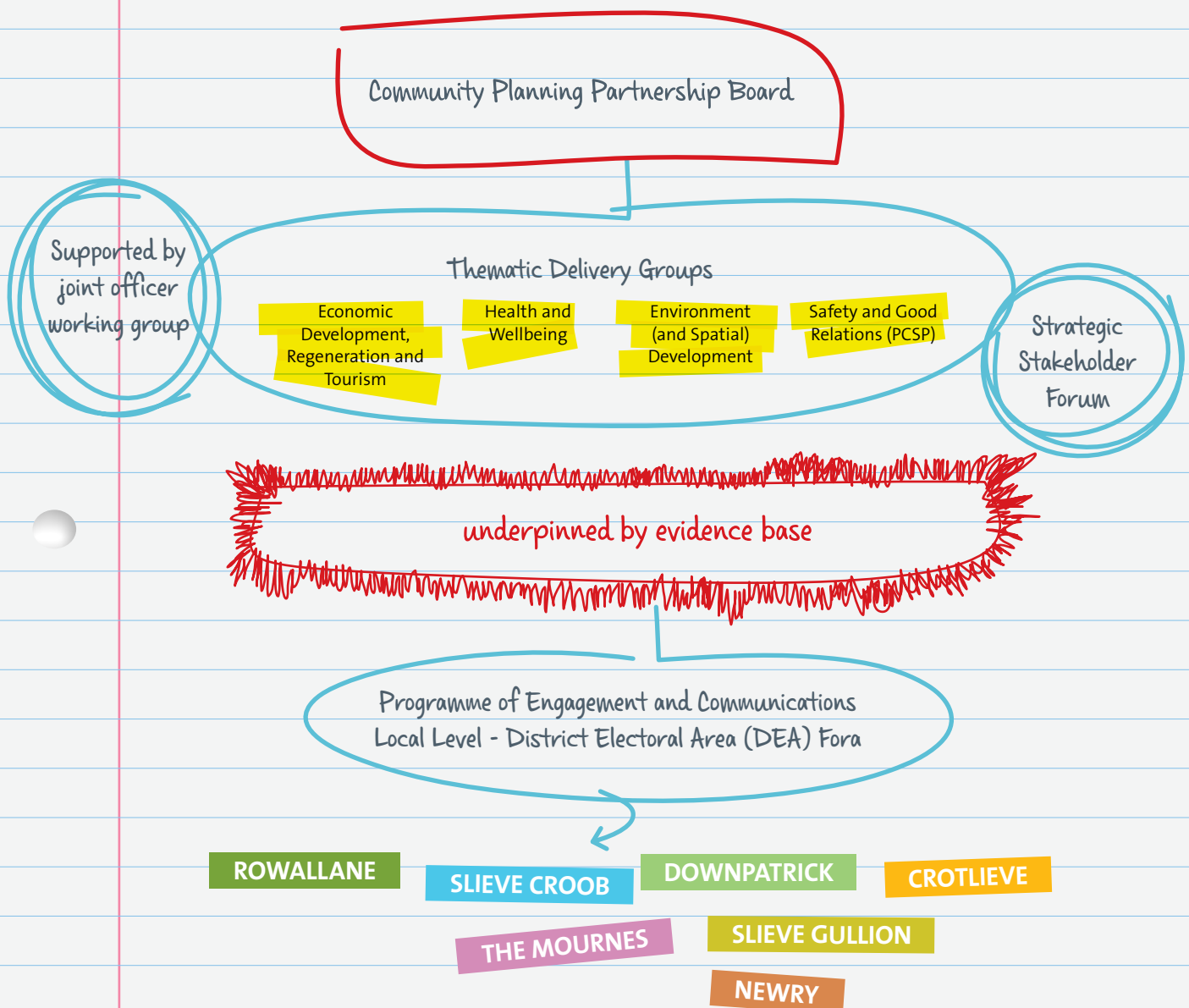
The governance structure supports input from the community at all levels,

particularly through the 7 District Electoral Area Fora as a member or via public meetings.

Community and Voluntary representatives on the 4 Thematic Groups are appointed by the Strategic Community and Voluntary Sector Stakeholder Forum and the Chair and Vice Chair of this Forum are members of the Partnership Board.

Seven District Electoral Area Fora have been established for Crotlieve, Downpatrick, Mournes, Newry, Rowallane, Slieve Croob and Slieve Gullion.

This means that the community of Newry, Mourne and Down are a key part of the process, determining actions and monitoring progress.





Appendix I

Diagram showing the link with the Programme for Government.

Programme for Government Outcomes

Newry, Mourne and Down Outcomes

Delivered through addressing indicators

<p>We are an innovative and creative society where people can fulfil their potential.</p> <p>We give our children and young people the best start in life.</p>	<p>All people in Newry, Mourne and Down get a good start in life and fulfil their lifelong potential.</p>	<p>Level of early years support</p> <p>Level of educational wellbeing</p> <p>Level of quality of school life</p> <p>Level of lifelong learning</p>
<p>We enjoy long, healthy, active lives.</p> <p>We care for others and we help those in need.</p>	<p>All people in Newry, Mourne and Down enjoy good health and wellbeing.</p>	<p>Level of life expectancy</p> <p>Level of work life balance</p> <p>Level of preventable death</p> <p>Level of health status</p>
<p>We prosper through a strong, competitive, regionally balanced economy.</p> <p>We have more people working in better jobs.</p> <p>We are a confident, welcoming, outward looking society to visit and invest.</p> <p>We have created a place where people want to live and work.</p>	<p>All People in Newry, Mourne and Down benefit from prosperous communities.</p>	<p>Level of jobs and earnings</p> <p>Level of income and wealth</p> <p>Level of economic investment</p> <p>Level of tourism revenue</p>
<p>We live and work sustainably - protecting the environment.</p> <p>We have high quality public services.</p> <p>We connect people and communities through our infrastructure.</p>	<p>All people in Newry, Mourne and Down benefit from a clean, quality and sustainable environment.</p>	<p>Level of sustainable energy</p> <p>Level of quality housing</p> <p>Level of quality living environment</p> <p>Level of connectivity</p>
<p>We have a more equal society.</p> <p>We have a safe community where we respect the law and each other.</p> <p>We are a shared society that respects diversity.</p>	<p>All people in Newry, Mourne and Down live in respectful, safe and vibrant communities.</p>	<p>Level of social connections</p> <p>Level of social capital</p> <p>Level of civic participation</p> <p>Level of personal safety and crime rate</p>

living well
together

:-)

newrymournedown.org

 [/nmdcouncil](https://www.facebook.com/nmdcouncil)  [@nmdcouncil](https://twitter.com/nmdcouncil)